



PRESSURE CVE031E

Pressure steamer

CONSTRUCTION FEATURES

- Oven interior and boiler in AISI 316 stainless steel
- Total thermal insulation with ceramic fiber
- Long lasting seal made up of food grade of high heat resistance
- Removable side racks to facilitate cleaning
- Internal drain for easy cleaning
- Adjustable feet
- Easy access to facilitate maintenance and repair
- Condensation drain drawer under the door

FUNCTIONAL FEATURES

- Electronic control panel with LCD 4,3" touch screen
- End-of-cycle buzzer
- Delayed start timer
- Pressure control with electronic pressure switches
- Preheating, holding of boiler pressure and cavity heating
- Automatic and programmable boiler cleaning system
- Electronic boiler power control
- Automatic door opening and closing system
- Automatic cavity vacuum reducing system
- Operating temperature 50°C-122°C - (1,2 bar max)

STANDARD SUPPLY

- Removable GN1/1 tray racks
- Internal core probe
- Boiler descaling system
- USB port saving device HACCP

OPTIONS & ACCESSORIES

- | | |
|--|--|
| <input type="checkbox"/> Pastorisation/sterilisation kit | <input type="checkbox"/> Available side racks |
| <input type="checkbox"/> Supports | <input type="checkbox"/> Water filter system |
| <input type="checkbox"/> Grids | <input type="checkbox"/> Boiler descaling |
| <input type="checkbox"/> Trays | <input type="checkbox"/> Drainage depressurization kit |


MODULINESRL


Via dell'Industria 11, Z.I. San Giacomo di Veglia 31029 Vittorio Veneto (TV) - ITALY
 tel. +39 0438 5063 - fax +39 0438 912 323 - info@moduline.it - www.moduline.it




moduline

TECHNICAL INSTALLATION DIAGRAM

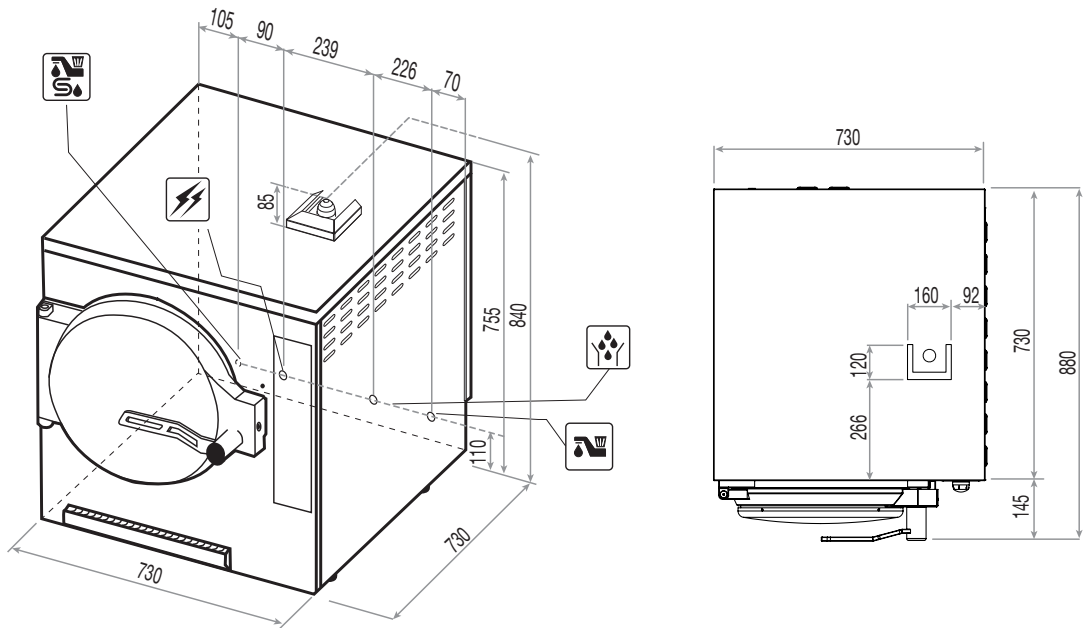
Electricity supply
cable inlet 

Chamber drain 

Softened
water inlet 

Water inlet 

Important - Drawing and
dimensions refer to the
standard version.
They may change with the
addition of accessories or
options.



Overall dimensions
(W x D x H) - mm

730 x 880 x 840h

Trays capacity

3 x GN 1/1 (80h)

Power supply

3N 400V 50/60Hz

Totale input
[kW]

15,5

Amps
[A]

22,4

Working
temperature [°C]

50 ÷ 122

Net weight
[Kg]

110



- A ON/OFF switch
- B Display
- C Setting knob and select "Enter"
- D START/STOP key
- E Door opening button

MODULINESRL

Via dell'Industria 11, Z.I. San Giacomo di Veglia 31029 Vittorio Veneto (TV) - ITALY
tel. +39 0438 5063 - fax +39 0438 912 323 - info@moduline.it - www.moduline.it