



# HOLD HSW011ER

Warm holding drawer, built-in + remote control

## CONSTRUCTION FEATURES

- Tightness chamber with radiused corners
- Total thermic insulation with rock or glass wool
- Long lasting drawers seals made up of food grade of high heat resistance
- Static heating provided by low consumption wire heating element that coils up all the chamber
- Ergonomic and fully built-in drawers handle with magnetic closure
- Built-in version with remote controls

## FUNCTIONAL FEATURES

- Electronic control of the temperature
- Operating temperature 30° ÷ 120°C
- Adjustable moisture vent on the drawer
- Chamber with safety thermostat
- Manual keyboard lock

## STANDARD SUPPLY


- Removable GN1/1 tray racks


## OPTIONS & ACCESSORIES

- Grids
- Trays
- UK plug

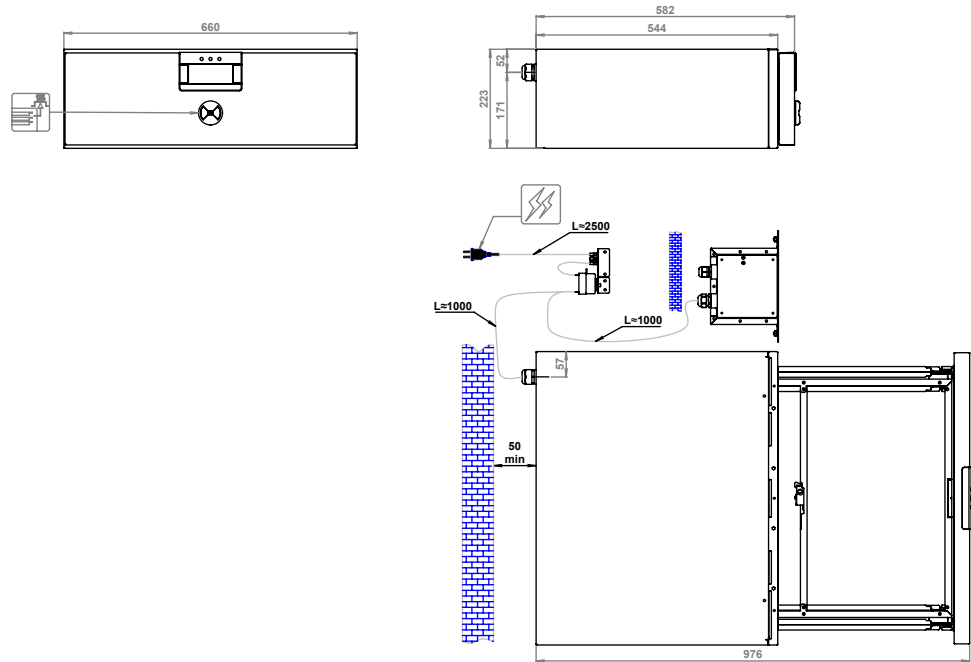
### MODULINESRL

TECHNICAL  
INSTALLATION  
DIAGRAM

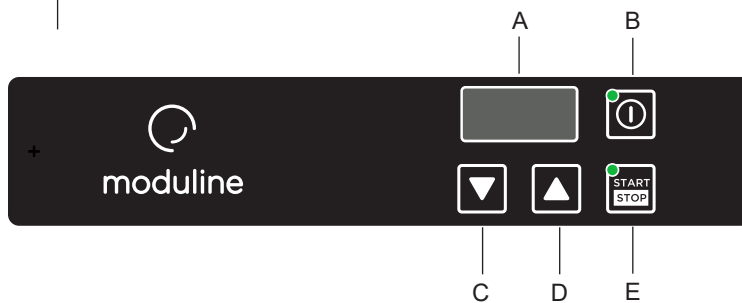
Electricity supply  
cable inlet 

Humidity exhaustion  
vent 

**Important** - Drawing and  
dimensions refer to the  
standard version.  
They may change with the  
addition of accessories or  
options.



Overall dimensions (W x D x H) - mm	660 x 582 x 223h	Trays capacity	1 GN 1/1
Power supply	AC 220-240V 50/60Hz	Containers max height [mm]	150
Total input [kW]	0,7 (230V)	Product max capacity [Kg]	6
Amps. [A]	3,1 (230V)	Net weight [Kg]	31
Working temperature [°C]	30 ÷ 120		



- A Display
- B ON/OFF switch
- C Temperature decrease key
- D Temperature increase key
- E START/STOP key

**MODULINESRL**

Via dell'Industria 11, Z.I. San Giacomo di Veglia 31029 Vittorio Veneto (TV) - ITALY  
tel. +39 0438 5063 - fax +39 0438 912 323 - info@moduline.it - www.moduline.it